


POLYURETHANE TIMING BELTS

AT-SERIES

AT5



STEEL Tension Member — standard
KEVLAR® Tension Member — optional



OPEN ENDED – M





Widths: Standard Belt Widths in mm (in between widths available):
 6 8 10 12 16 20 25 32 50 75

Lengths: Any length available – Stock Rolls: 50 meters

Available Options (page 149):

- PAZ 
- PAR 
- PAZ-PAR 
- T-Cover 
- DL 
- DR 



SPLICED AND WELDED ENDLESS – V



Widths: Standard Belt Widths in mm (in between widths available):
 10 12 16 20 25 32 50 75

Lengths: Minimum Joined Length: 880 mm
 Length of timing belt can be specified in one tooth increments

Available Options (page 149):

- PAZ 
- PAR 
- PAZ-PAR 
- T-Cover 
- DL 
- DR 




POLYURETHANE TIMING BELTS

AT-SERIES

AT5



STEEL Tension Member — standard
KEVLAR® Tension Member — optional



TRULY ENDLESS - BFX



Widths: Standard Belt Widths in mm (in between widths available):

6 8 10 12 16 20 25 32 50 75 100

Pitch/Length Version	Number of Teeth
AT5 / 225 BFX	45
AT5 / 255 BFX	51
AT5 / 260 SFX	52
AT5 / 280 BFX	56
AT5 / 300 SFX	60
AT5 / 305 BFX	61
AT5 / 330 SFX	66
AT5 / 340 BFX	68
AT5 / 375 SFX	75
AT5 / 390 BFX	78
AT5 / 420 BFX	84
AT5 / 450 SFX	90
AT5 / 455 BFX	91
AT5 / 480 SFX	96
AT5 / 490 SFX	98
AT5 / 500 BFX	100
AT5 / 525 SFX	105
AT5 / 545 BFX	109
AT5 / 600 SFX	120
AT5 / 610 BFX	122
AT5 / 620 SFX	124
AT5 / 630 SFX	126
AT5 / 660 BFX	132
AT5 / 670 SFX	134
AT5 / 690 SFX	138
AT5 / 710 SFX	142
AT5 / 720 BFX	144

Pitch/Length Version	Number of Teeth
AT5 / 750 SFX	150
AT5 / 780 BFX	156
AT5 / 825 SFX	165
AT5 / 840 BFX	168
AT5 / 855 BFX	171
AT5 / 860 SFX	172
AT5 / 875 BFX	175
AT5 / 900 SFX	180
AT5 / 920 SFX	184
AT5 / 960 BFX	192
AT5 / 975 SFX	195
AT5 / 990 BFX	198
AT5 / 1005 BFX	201
AT5 / 1020 BFX	204
AT5 / 1050 SFX	210
AT5 / 1075 BFX	215
AT5 / 1100 BFX	220
AT5 / 1125 BFX	225
AT5 / 1215 BFX	243
AT5 / 1230 BFX	246
AT5 / 1380 BFX	276
AT5 / 1400 BFX	280
AT5 / 1500 BFX	300
AT5 / 1600 BFX	320
AT5 / 1700 BFX	340
AT5 / 1750 BFX	350
AT5 / 1800 BFX	360

Pitch/Length Version	Number of Teeth
AT5 / 1900 BFX	380
AT5 / 2000 BFX	400
AT5 / 2120 BFX	424
AT5 / 2240 BFX	448
AT5 / 2360 BFX	472
AT5 / 2500 BFX	500
AT5 / 2650 BFX	530
AT5 / 2800 BFX	560
AT5 / 3000 BFX	600
AT5 / 3150 BFX	630
AT5 / 3350 BFX	670
AT5 / 3550 BFX	710
AT5 / 3750 BFX	750
AT5 / 3800 BFX	760
AT5 / 4000 BFX	800
AT5 / 4250 BFX	850
AT5 / 4500 BFX	900
AT5 / 4750 BFX	950
AT5 / 5000 BFX	1000
AT5 / 5300 BFX	1060
AT5 / 5600 BFX	1120
AT5 / 6000 BFX	1200
AT5 / 6300 BFX	1260
AT5 / 6700 BFX	1340
AT5 / 7100 BFX	1420
AT5 / 7500 BFX	1500

Further lengths up to 15,000 mm available.

Length of timing belt can be increased in increments of one tooth from minimum length of 1,075 mm.


POLYURETHANE TIMING BELTS

AT-SERIES

AT5



STEEL Tension Member — standard
KEVLAR® Tension Member — optional

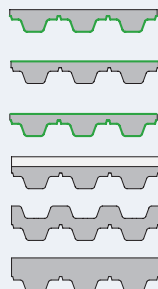


OPEN ENDED - M





Available Options (page 149):

- PAZ
- PAR
- PAZ-PAR
- T-Cover
- DL
- DR



Widths: Standard Belt Widths in mm (in between widths available):
 6 8 10 12 16 20 25 32 50 75

Lengths: Any length available – Stock Rolls: 50 meters

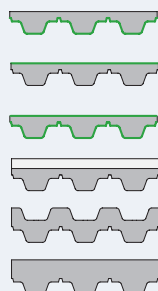


SPLICED AND WELDED ENDLESS - V



Available Options (page 149):

- PAZ
- PAR
- PAZ-PAR
- T-Cover
- DL
- DR



Widths: Standard Belt Widths in mm (in between widths available):
 10 12 16 20 25 32 50 75

Lengths: Minimum Joined Length: 880 mm
 Length of timing belt can be specified in one tooth increments

