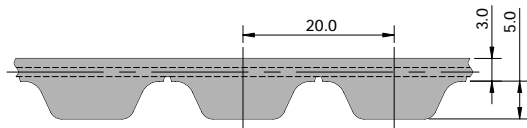



# POLYURETHANE TIMING BELTS

## AT-SERIES

### AT20



**STEEL** Tension Member — standard  
**KEVLAR®** Tension Member — optional



### OPEN ENDED – M



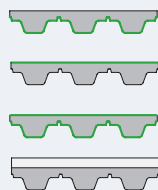


**Widths:** Standard Belt Widths in mm (in between widths available):  
 25 32 50 75 100 150

**Lengths:** Any length available – Stock Rolls: 50 meters

**Available Options (page 149):**

- PAZ
- PAR
- PAZ-PAR
- T-Cover



### SPLICED AND WELDED ENDLESS – V

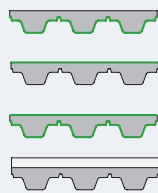


**Widths:** Standard Belt Widths in mm (in between widths available):  
 25 32 50 75 100 150

**Lengths:** Minimum Joined Length: 1000 mm  
 Length of timing belt can be specified in one tooth increments

**Available Options (page 149):**

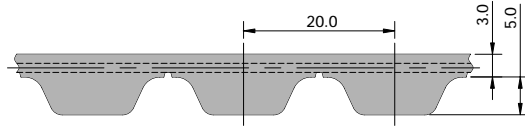
- PAZ
- PAR
- PAZ-PAR
- T-Cover




# POLYURETHANE TIMING BELTS

## AT-SERIES

# AT20



**STEEL** Tension Member — standard



## TRULY ENDLESS - BFX



**Widths:** Standard Belt Widths in mm (in between widths available):

25 32 50 75 100 150

Pitch/Length Version	Number of Teeth
AT20 / 1000 SFX	50
AT20 / 1100 SFX	55
AT20 / 1200 SFX	60
AT20 / 1260 SFX	63
AT20 / 1500 BFX	75
AT20 / 1600 BFX	80
AT20 / 1700 BFX	85
AT20 / 1760 BFX	88
AT20 / 1800 BFX	90
AT20 / 1900 BFX	95
AT20 / 1960 BFX	98
AT20 / 2000 BFX	100
AT20 / 2120 BFX	106

Pitch/Length Version	Number of Teeth
AT20 / 2240 BFX	112
AT20 / 2360 BFX	118
AT20 / 2500 BFX	125
AT20 / 2660 BFX	133
AT20 / 2800 BFX	140
AT20 / 3000 BFX	150
AT20 / 3160 BFX	158
AT20 / 3360 BFX	168
AT20 / 3560 BFX	178
AT20 / 3760 BFX	188
AT20 / 4000 BFX	200
AT20 / 4260 BFX	213
AT20 / 4500 BFX	225

Pitch/Length Version	Number of Teeth
AT20 / 4760 BFX	238
AT20 / 5000 BFX	250
AT20 / 5300 BFX	265
AT20 / 5600 BFX	280
AT20 / 6000 BFX	300
AT20 / 6300 BFX	315
AT20 / 6700 BFX	335
AT20 / 7100 BFX	355
AT20 / 7500 BFX	375
AT20 / 8000 BFX	400
AT20 / 8500 BFX	425
AT20 / 9000 BFX	450