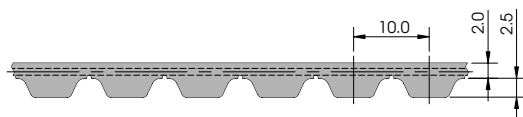



POLYURETHANE TIMING BELTS

AT-SERIES

AT10



STEEL Tension Member — standard
KEVLAR® Tension Member — optional









OPEN ENDED – M





Widths: Standard Belt Widths in mm (in between widths available):
 10 12 16 20 25 32 50 75 100 150

Lengths: Any length available – Stock Rolls: 50 meters

Available Options (page 149):

- PAZ 
- PAR 
- PAZ-PAR 
- T-Cover 
- DL 
- DR 









SPLICED AND WELDED ENDLESS – V




Widths: Standard Belt Widths in mm (in between widths available):
 20 25 32 50 75 100 150

Lengths: Minimum Joined Length: 880 mm
 Length of timing belt can be specified in one tooth increments

Available Options (page 149):

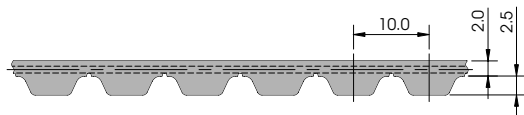
- PAZ 
- PAR 
- PAZ-PAR 
- T-Cover 
- DL 
- DR 




POLYURETHANE TIMING BELTS

AT-SERIES

AT10



STEEL Tension Member — standard
KEVLAR® Tension Member — optional



TRULY ENDLESS - BFX



Widths: Standard Belt Widths in mm (in between widths available):
 10 12 16 20 25 32 50 75 100 150

Pitch/Length Version	Number of Teeth
AT10 / 400 BFX	40
AT10 / 500 BFX	50
AT10 / 530 BFX	53
AT10 / 560 BFX	56
AT10 / 580 SFX	58
AT10 / 600 SFX	60
AT10 / 610 BFX	61
AT10 / 630 BFX	63
AT10 / 660 BFX	66
AT10 / 700 BFX	70
AT10 / 720 BFX	72
AT10 / 730 SFX	73
AT10 / 780 BFX	78
AT10 / 800 BFX	80
AT10 / 810 BFX	81
AT10 / 840 BFX	84
AT10 / 850 BFX	85
AT10 / 880 BFX	88
AT10 / 890 BFX	89
AT10 / 920 BFX	92
AT10 / 960 BFX	96
AT10 / 970 BFX	97
AT10 / 980 BFX	98
AT10 / 1000 SFX	100
AT10 / 1010 BFX	101
AT10 / 1050 SFX	105

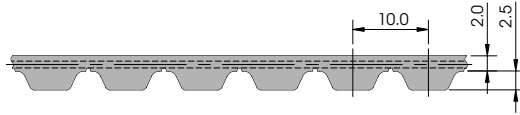
Pitch/Length Version	Number of Teeth
AT10 / 1080 BFX	108
AT10 / 1100 BFX	110
AT10 / 1150 BFX	115
AT10 / 1200 BFX	120
AT10 / 1210 BFX	121
AT10 / 1240 BFX	124
AT10 / 1250 BFX	125
AT10 / 1280 BFX	128
AT10 / 1300 BFX	130
AT10 / 1320 BFX	132
AT10 / 1350 BFX	135
AT10 / 1360 BFX	136
AT10 / 1400 BFX	140
AT10 / 1420 BFX	142
AT10 / 1480 BFX	148
AT10 / 1500 BFX	150
AT10 / 1530 BFX	153
AT10 / 1600 BFX	160
AT10 / 1700 BFX	170
AT10 / 1720 BFX	172
AT10 / 1800 BFX	180
AT10 / 1860 BFX	186
AT10 / 1900 BFX	190
AT10 / 1940 BFX	194
AT10 / 2000 BFX	200
AT10 / 2120 BFX	212

Pitch/Length Version	Number of Teeth
AT10 / 2240 BFX	224
AT10 / 2360 BFX	236
AT10 / 2500 BFX	250
AT10 / 2650 BFX	265
AT10 / 2800 BFX	280
AT10 / 3000 BFX	300
AT10 / 3150 BFX	315
AT10 / 3350 BFX	335
AT10 / 3550 BFX	355
AT10 / 3750 BFX	375
AT10 / 4000 BFX	400
AT10 / 4250 BFX	425
AT10 / 4500 BFX	450
AT10 / 4750 BFX	475
AT10 / 5000 BFX	500
AT10 / 5300 BFX	530
AT10 / 5600 BFX	560
AT10 / 6000 BFX	600
AT10 / 6300 BFX	630
AT10 / 6700 BFX	670
AT10 / 7100 BFX	710
AT10 / 7500 BFX	750
AT10 / 8000 BFX	800
AT10 / 9000 BFX	900


POLYURETHANE TIMING BELTS

REDFLEX GEN III-SERIES

AT10 REDFLEX GEN III



STEEL Tension Member — standard



TRULY ENDLESS - SFX GEN III



Widths: Standard Belt Widths in mm (in between widths available):

16 25 32 50 75 100 150

Pitch/Length Version	Number of Teeth
AT10 / 500 SFX	50
AT10 / 560 SFX	56
AT10 / 580 SFX	58
AT10 / 600 SFX	60
AT10 / 610 SFX	61
AT10 / 660 SFX	66
AT10 / 700 SFX	70
AT10 / 730 SFX	73
AT10 / 780 SFX	78
AT10 / 800 SFX	80
AT10 / 840 SFX	84
AT10 / 880 SFX	88
AT10 / 890 SFX	89

Pitch/Length Version	Number of Teeth
AT10 / 920 SFX	92
AT10 / 960 SFX	96
AT10 / 980 SFX	98
AT10 / 1000 SFX	100
AT10 / 1010 SFX	101
AT10 / 1050 SFX	105
AT10 / 1080 SFX	108
AT10 / 1100 SFX	110
AT10 / 1150 SFX	115
AT10 / 1200 SFX	120
AT10 / 1210 SFX	121
AT10 / 1250 SFX	125
AT10 / 1280 SFX	128

Pitch/Length Version	Number of Teeth
AT10 / 1300 SFX	130
AT10 / 1320 SFX	132
AT10 / 1350 SFX	135
AT10 / 1360 SFX	136
AT10 / 1400 SFX	140
AT10 / 1480 SFX	148
AT10 / 1500 SFX	150
AT10 / 1600 SFX	160
AT10 / 1700 SFX	170
AT10 / 1720 SFX	172
AT10 / 1800 SFX	180
AT10 / 1860 SFX	186
AT10 / 1940 SFX	194