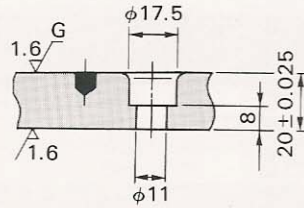
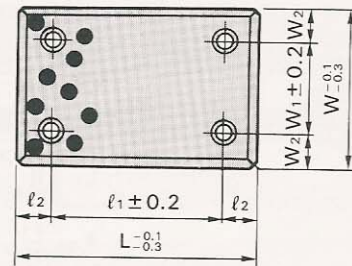
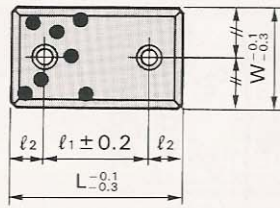



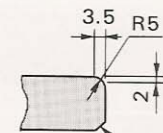
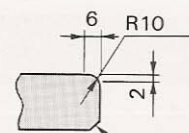
# SWP [PM1] Platten

[PM1] noch gültige frühere Typ-Bezeichnung z.B. PM1-100150 = SWP-100150



● Typ A

● Typ B



Bestell.-Nr.	W	L	W <sub>1</sub>	W <sub>2</sub>	l <sub>1</sub>	l <sub>2</sub>	Bohrungen	Typ
SWP-4875	48	75	—	—	45	15	2	Typ B
SWP-48100		100			50	25		
SWP-48125		125			75			
SWP-48150		150			100			
SWP-7575B	75	75			25			Typ A
SWP-75100B		100			50			
SWP-75125		125			75			
SWP-75150		150			100			
SWP-75200		200			150			
SWP-100100	100	100	50	25	50		4	
SWP-100125		125			75			
SWP-100150		150			100			
SWP-100200		200			150			
SWP-100250		250			200			
SWP-125150	125	150		37,5	100			
SWP-125200		200			150			
SWP-125250		250			200			
SWP-150150	150	150	100	25	100			
SWP-150200		200			150			
SWP-150250		250			200			